



LITTLE FLOWER CHILDREN SCHOOL-BALLIA



Affiliated to CBSE New Delhi [10+2]



The time to cheer aloud,
The time when you can play,
On the beach with your loved ones,
And do what your heart say,
There is no one to see here,
There is nothing as such to see,

Only the sunlight passing the home,
And clear blue sky as can be,
Summers are finally here,
So have a good summer time,
As it's the most amazing time
Happy Summer Time.

Session:2024-25

Class-VII

Passport Size
Paste Photo

Students Name _____

Roll No: _____

Section: _____

Holiday Homework

NOTICE

NOTICE NO: Ifcs/May/09/2024

Date:18/05/2024

Dear Parents,

Vacation is an excellent time to learn new skills It is a welcome break for the children to enjoy and explore things in their own way. Just the right time to let the children do some creative work.

Here are some interesting and fun-filled assignments for the children to learn and keep them occupied during the holidays. These assignments have been designed to ensure that the children enjoy and learn at same time, we would appreciate if the children do the assignments on their own. Help and guidance may be given wherever required. Let's work together towards the betterment of the students. **Exciting Prizes will be provided to the best five Holiday Assignments.**

Happy Holidays

General Instructions that are to be followed:

1. This is to notify that the school announce Summer Vacation 2024 from 20th May 2024 to 30 June 2024. The classes will resume on 1 July 2024, Monday. as usual.
2. Summer Vacation Home Assignment is available at our website [Website:www.ifcsballia.co.in](http://www.ifcsballia.co.in)
3. Office will remain open from 8:00 am to 1:00 pm during summer vacation.
4. The Holiday Home work is to be done neatly with relevance to the question asked and to be submitted to the subject teacher at the time of reopening of the school i.e. 1 July 2024.
5. Mock test Result Distribution will be held on 24-05-2024,timing 9 am to 12 pm. Scholarship will be awarded to the Toppers of AISSE exam 2024 on 24th May 2024, Friday at 11 am.
6. Download the holiday homework pages and complete the task.
7. Handwriting should be neat and legible.
8. All the subject holiday homework should be done in Holiday home work copy / given worksheet.
9. The holiday homework would be graded.
10. The work should be original and not copied from internet.
- 11.The assignments should be submitted to the respective subject teachers. Surprise recapitulation will be done by the teachers in the month of July.
12. Encourage your ward to do the assigned holiday homework independently.



Summer Tips to be followed:

1. A healthy mind resides in a healthy body"- Pay attention to your health, go for morning and evening walks, drink lots of water, avoid the consumption of junk food, eat healthy and stay healthy.
2. Open your mind for reading newspapers, novels, blogs and stories that will help you in increasing your vocabulary.
3. Indulge yourself into activities like cooking, singing, dancing, aerobics, cycling, trekking, swimming, art and craft, river rafting and gardening. And share your experience with your family and friends.
4. Spend quality time with your grandparents and parents, talk to them regarding their experience of school.

Thanks & Regards
LFCS BALLIA

LITTLE FLOWER CHILDREN
SCHOOL
SUMMER HOLIDAY HOME WORK-2024

CLASS : VII

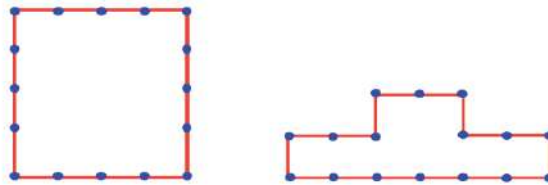
Subject	Assignment
<p>English</p>	<p>I Make a collage of Major Women authors of 19th century. Why women authors used to write with a ‘PEN NAME’? Write about one such author in about 100-120 words.</p> <p>Use either Full sized Chart or A-4 size sheets __ Collage</p> <p>RUBRICS Creativity (collage): 2m Research skills: 1m Writing Skill: 2m</p>  <p>II. Reading books reduces stress and helps to relax. It improves one’s concentration and memory, expands vocabulary and strengthens writing abilities.</p> <p>Read any one of the following books and write all the Eight Parts of speech with 5 examples each, identifying from the book/stories you read, in Grammar note book</p> <p>a) Short stories of Rabindranath Tagore (https://bookishloom.wordpress.com/2020/11/15/five-must-read-short-stories-by-rabindranath-tagore/s)</p> <p>b) The Collected stories of Katherine Mansfield (Wordsworth Editionshttps://wordsworth-editions.com/book/collected-short-stories-of-katherine-mansfield/)</p> <p>RUBRICS: Identification of Parts of Speech: 4m Accuracy:1 m</p>
<p>Mathematics</p>	<p><u>ACTIVITY – 1</u></p> <p>FORMING A PATTERN:GENERAL RULE</p> <p>Make shapes using equilateral triangles with the help of matchsticks as given below on an A4 sheet:</p>  <ul style="list-style-type: none"> ● Make 4 more such chains by adding equilateral triangles. ●

- Find out the number of matchsticks required in each step. Come up with a pattern and write the general rule.

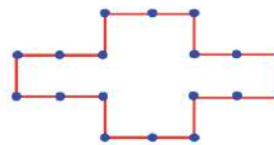
ACTIVITY 2

LENGTH – SAME PERIMETER –DIFFERENT SHAPE:

- Construct the following figures on an A4 sheet using matchsticks and observe the total length of their boundary.
- Calculate the length of the boundary of these shapes. Check if the lengths are the same.



- Construct three more shapes, such as, triangles etc., with the same boundary length.



- This will give an idea that different shapes can have the same boundary length or perimeter.

3. Learn tables everyday : 2 to 15.

RUBRICS:

Activity 1 : 5 marks

Activity 2 : 4 marks

Presentation and cover page :1 mark.

Science

S.No: 4.1.3.1

Traffic signal project:

Design a working model of a traffic signal system.

Stick any 15 traffic signals/symbols and write about them.

Learning objectives:

1. Comprehend and implement road safety practices.
2. Implement road safety practices in daily life.

Questions to answer in A4 sheets:

1. How would you implement road safety practices in daily life?
2. List any '3' road safety preventive methods that are followed in the USA and UK and how they are different from India.
3. Open the link given below, take the quiz and submit the certificate.

<https://trafficquiz.com/>

Learning outcomes:



Could comprehend and implement road safety measures in daily life.

Rubrics: Model making – 4m

Q 1 and 2- Relevance and appropriateness- 4m

Quiz: 2m

<p>Social Science</p>	<p>Introduction: The tribes of India with their rich customs and oral traditions will help the students to connect their own unique socio-cultural aspects of the individual community and society.</p> <p>Activity: Make a photo album on any four of the following tribal groups of India namely:</p> <ol style="list-style-type: none"> 1. Gonds 2. Ahoms 3. Koyas 4. Badagas 5. Bhils 6. Kolis <p>Instructions: Your photo album should include pictures and relevant information.</p> <p>Rubrics: The students will be evaluated based on the following rubrics.</p> <p>Presentation & Creativity: 2 Marks</p> <p>Content : 8 Marks</p> <ul style="list-style-type: none"> • 4 Tribes (Each tribe carries 2 marks (4 X 2m = 8m))
------------------------------	--

<p>I Hindi</p>	<p style="text-align: center;">ग्रीष्मकालीन अवकाशीय परियोजना कार्य वर्ष - २०२४-२५</p> <p>कक्षा - सातवीं विषय - हिंदी विषय संवर्धन तथा कला समेकित परियोजना [ART INTIGRATED AND INTER DISCIPLINARY PROJECT] <i>विषय - झारखंड और तेलंगाना के ऐतिहासिक स्मारक तथा दर्शनीय स्थल /</i></p> <div style="display: flex; justify-content: space-around;">   </div>
-----------------------	--



परियोजना का परिचय (INTRODUCTION)- भारत विश्व की सबसे पुरानी सभ्यताओं में से एक है जिसमें बहुरंगी सांस्कृतिक विरासतें हैं। तेलंगाना और झारखंड भारत के राज्य हैं | झारखंड भारत के पूर्वी भाग में स्थित है। तेलंगाना भारत के दक्षिणी भाग में स्थित है | झारखंड और तेलंगाना के **किन्हीं तीन** की ऐतिहासिक स्मारकों तथा दर्शनीय स्थलों की जानकारी देते हुए एक सुंदर परियोजना तैयार कीजिए |

परियोजना निम्नलिखित संकेत बिन्दुओं पर तैयार करनी होगी -

- ❖ झारखंड और तेलंगाना के स्मारक तथा दर्शनीय स्थल कौन-कौन से हैं ?
- ❖ ये कब, किसने और क्यों बनवाए। उनकी विशेषताएँ क्या हैं ?

सामान्य निर्देश - (STEPS AND INSTRUCTIONS)

- आपको अपनी परियोजना पाठशाला के प्रथम दिवस पर जमा करानी है।
- यह कार्य सुंदर लिखावट में लिखा होना चाहिए। विषय संबंधी चित्र होने चाहिए |
- परियोजना कार्य रंग-बिरंगा, आकर्षक तथा A4 SIZE कागज़ पर 5 या 6 पृष्ठों में किया जाना चाहिए |
- परियोजना का एक सुंदर आवरण पृष्ठ होना चाहिए, जिस पर हिंदी परियोजना, परियोजना का नाम, आपका नाम, आपकी कक्षा एवं वर्ग अवश्य लिखा होना चाहिए।

परियोजना का उद्देश्य (LEARNING OBJECTIVES) -

- ❖ पर्यटन (TOUR) शिक्षा और अनुसंधान के लिए आवश्यक है। | हमारे देश में पर्यटन माध्यम है - सबको एकता के सूत्र में बाँधना।
- ❖ ऐतिहासिक महत्त्व की मीनारें, विशाल दरवाजे, शानदार महल, किले, तथा अन्य स्मारक पर्यटकों को अपनी ओर खींचते हैं।

परियोजना का प्रतिफल - (LEARNING OUTCOME)

इस परियोजना से छात्रों का बहुमुखी विकास होगा, जैसे -

- ऐतिहासिक महत्त्व की विभिन्न मीनारों, महलों, किलों, स्मारकों तथा उनकी शिल्प कलाओं का छात्रों को ज्ञान होगा। इनके दर्शन के बहाने सभी एक सूत्र में बँधेंगे।
- उनकी भाषा, सृजनात्मकता, कला-कौशल का विकास होगा।

परियोजना के मूल्यांकन के आधार - RUBRICS

कुलांक	सृजनात्मकता	भाषा	प्रस्तुतिकरण	जानकारी	चित्र
10	2	2	2	2	2

Note: All the assignments should be submitted on the reopening day of the school.

G.K.

1. What are the 9 neighboring countries of India? Write their name and learn it.
2. Which country touches 14 countries?
3. Learn current affairs from daily newspaper and mention it on your copy.
4. Write the purpose of established of GST
5. Make a chart of any 60 name of country and also write their capital.

HINDI

1. 10 पेज नकल लिखिए।
2. पाठ्य पुस्तक अमरत्व के अध्याय 1 से 4 तक के सभी कठिन शब्दों को लिखिए और याद किजिए।
3. स्पर्श व्यंजन को वर्गवार लिखिए और याद किजिए।
4. अंतस्थ व्यंजन संयुक्त व्यंजन को लिखिए और याद किजिए।
5. स्वर और स्वर के भेदों की परिभाषा लिखिए और याद किजिए।
6. स्वर और व्यंजन का चार्ट बनाइये।

COMPUTER

Define the following

1. Binary
2. Octal
3. Hexadecimal

Draw the following chart and write its components.

1. Column chart
2. Bar chart
3. Pie chart
4. Dough nut chart
5. Combo chart
6. Line chart
7. Scatter chart

SANSKRIT

1. Learn any two shloks with meaning and draw it on a chart paper and colour it.
2. Learn the case- ending of ' Etat' एतत्' in all gender, and practice it in your rough copy daily.
3. Every day write two page hand writing and read your Sanskrit book daily.
4. Learn your chapter's exercise and practice it in rough copy.
5. Learn 'Mangalam' of your Sanskrit book.

MATHS

Activity -1 : Draw the integers on number line on chart paper. Write positive integers and negative integers.

Activity -2: Draw a picture on chart paper which show

i. $\frac{1}{2}$

ii. $\frac{1}{3}$

iii. $\frac{1}{4}$

iv. $\frac{1}{8}$

v. $\frac{3}{5}$

vi. $\frac{4}{7}$

Q.1 Define the following Terms.

- i. Integers
- ii. Modules of an integers.
- iii. Vulgar fraction
- iv. proper fraction

- v. Improper fraction vi. Like fraction viii. Unlike fraction
Q.2 Solve Ex. -1 (A) Q. 8 to 15.
Q.3 Solve Ex- 1 (B) Q. 6 to 7
Q.4 Solve Ex. 1 (C) Q. 1
Q.5 Solve Ex.2 (A) Q. 10 to 14
Q.6 Solve Ex. 2 (B) Q. 9 to 12.
Q.7 Solve Ex. 2 (C) Q. 10 to 15.

ENGLISH

1. Learn the definition of Noun and Pronoun and its kind.
2. Learn the Q/A of ch. 1 and Ch. 2 and its exercises given in book.
3. Write a paragraph on the topic of “How you spent your summer vacation”?
4. Write 10 sentences about yourself in English.
5. Do the practices of all the 72 sentences to speak out.

SOCIAL SCIENCE

Note book work: 1 Write important terms from chapter 1 & 2 (History) , chp. 1 & 2 (Geography) and chapter 1 & 2 (civics)

2. Write ‘insight’ boxes from chapter 1 & 2 from all subjects.

Creativity: Saving environment is an important step towards making a sustainable and safer future. Make a colourful poster on the topic ‘Save Environment’ to create awareness and encourage people to be environmental friendly.

Subject book work: Fill pg. no. 94 (curiosity work)

Subject Integration : - Write a paragraph on how decision making takes place at your home. (On A sheet)

SCIENCE

1. Write in detail how are nutrients replenished in the soil?
2. Write difference between autotrophic & heterotrophic plants?
3. Make well labelled digram of photosynthesis on a short chart paper.
4. Write in detail the process of Nutrition in human beings.
5. Make neat & clean well labelled diagram of Human digestive system.
6. Give the answer in hot climate place why is it advised to paint the house white from outside?
7. Activity:
How will you measure do by temperature using a clinical thermometer.
8. Convert :
 - a) 8°C to $^{\circ}\text{F}$
 - b) 90°F to $^{\circ}\text{C}$
 - c) 11°C to $^{\circ}\text{F}$
 - d) 88°F to $^{\circ}\text{C}$